

Product Specification

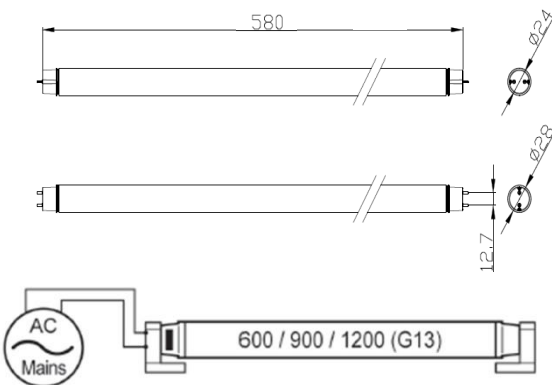
Performance	T806-008OF35IJP
Luminous Flux(lm)	1,030 lm
Power Consumption	8W
Power factor	> 0.9
Efficiency(lm/W)	128.5 lm/W
CCT(K) Spec	3,500K
CRI(Ra)	>80
Beam Angle	125°
Input Voltage(V)	100 - 277Vac
Operating Temp.	-20°C~50°C

※ Tolerance Range : ± 10%

Product Description

- System Input Power: 8W
- Efficacy: 128.5 lm/W
- Lifetime Rating: 50,000Hrs
- Input Frequency(Hz): 50/60Hz
- Warranty: 5 Years standard

Dimensions

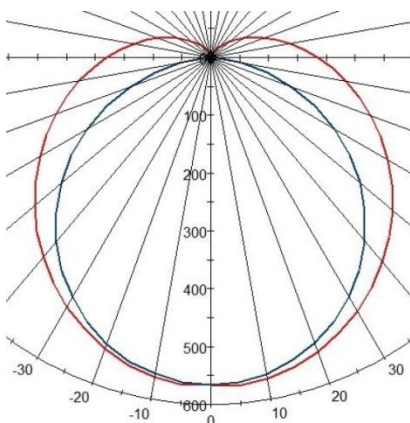


Physical Info

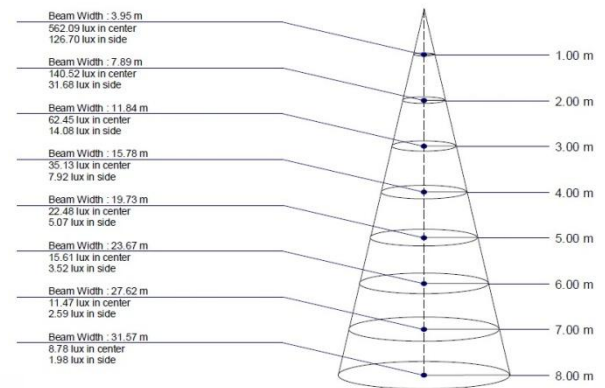
Dimension(mm)	ø28 x 580(mm)
Luminous active(mm)	536.4 x 13.7
Weight	> 190 g

Certification & Qualification

Light Distribution & Distance Luminary



— (0-180)
— (90-270)



Average Beam Angle = 126.2°
Max. Beam Angle = 141.8° at Φ1 = 0°~ Φ2 = 180°
Min. Beam Angle = 112.5° at Φ1 = 90°~ Φ2 = 270°