

## Product Specification

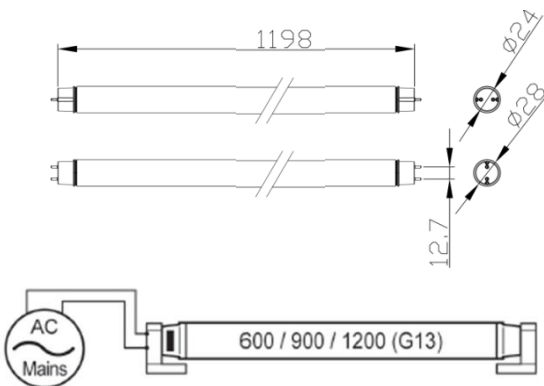
Performance	T812-015OF65IJP
Luminous Flux(lm)	2,000 lm
Power Consumption	15W
Power factor	> 0.9
Efficiency(lm/W)	133 lm/W
CCT(K) Spec	6,500K
CRI(Ra)	>80
Beam Angle	125°
Input Voltage(V)	100 - 277Vac
Operating Temp.	-20°C~50°C

※ Tolerance Range : ± 10%

## Product Description

- System Input Power: 15W
- Efficacy: 133 lm/W
- Lifetime Rating: 50,000Hrs
- Input Frequency(Hz): 50/60Hz
- Warranty: 5 Years standard

## Dimensions

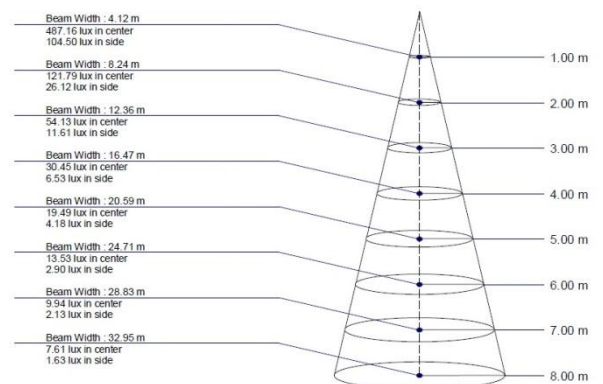
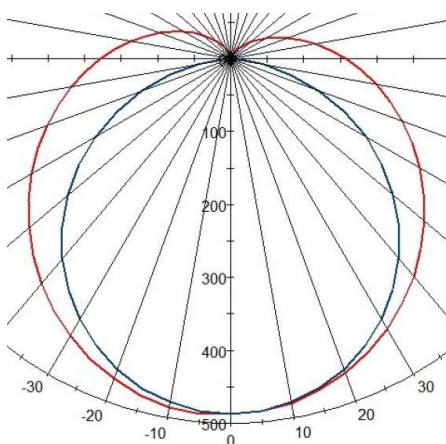


## Physical Info

Dimension(mm)	Ø28 x 1198(mm)
Luminous active(mm)	1154.4 x 13.7
Weight	> 330 g

## Certification & Qualification

## Light Distribution & Distance Luminary



Average Beam Angle = 128.2°  
 Max. Beam Angle = 146.2° at  $\Phi 1 = 0^\circ \sim \Phi 2 = 180^\circ$   
 Min. Beam Angle = 112.4° at  $\Phi 1 = 90^\circ \sim \Phi 2 = 270^\circ$