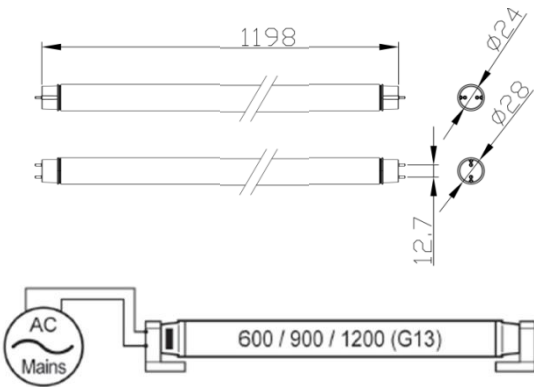




Product Description

- System Input Power: 18W
- Efficacy: 122 lm/W
- Lifetime Rating: 50,000Hrs
- Input Frequency(Hz): 50/60Hz
- Warranty: 5 Years standard

Dimensions



Product Specification

Performance	T812-018OF35IJP
Luminous Flux(lm)	2,200 lm
Power Consumption	18W
Power factor	> 0.9
Efficiency(lm/W)	122 lm/W
CCT(K) Spec	3,500K
CRI(Ra)	>80
Beam Angle	125°
Input Voltage(V)	100 - 277Vac
Operating Temp.	-20°C~50°C

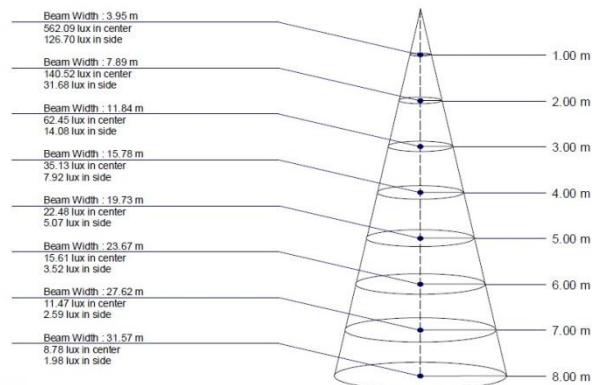
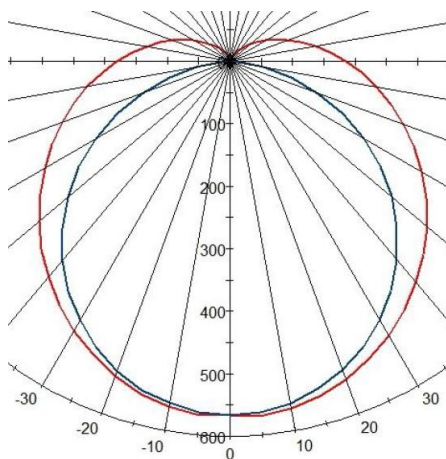
※ Tolerance Range : ± 10%

Physical Info

Dimension(mm)	Ø28 x 1198(mm)
Luminous active(mm)	1154.4 x 13.7
Weight	> 330 g

Certification & Qualification

Light Distribution & Distance Luminary



Average Beam Angle = 126.2°
 Max. Beam Angle = 141.8° at $\Phi 1 = 0^\circ - \Phi 2 = 180^\circ$
 Min. Beam Angle = 112.5° at $\Phi 1 = 90^\circ - \Phi 2 = 270^\circ$